


Reading and Translation Practice: A Guide for Spanish Language Learners



Practice Your Spanish! #2: Reading and translation practice for people learning Spanish (Spanish Practice)

★★★★★ 5 out of 5

Language : English
File size : 1299 KB
Text-to-Speech : Enabled
Screen Reader : Supported
Enhanced typesetting : Enabled
Print length : 20 pages
Lending : Enabled



Reading and translation practice are essential components of effective Spanish language learning. By engaging with written Spanish text and translating it into your native language, you can significantly enhance your language skills. This article provides a comprehensive guide to reading and translation practice, offering strategies, techniques, and tips to help you master these skills.

Benefits of Reading and Translation Practice

- **Improved Reading Comprehension:** Reading Spanish text exposes you to authentic language and helps you develop a deeper understanding of grammar, vocabulary, and sentence structure.
- **Enhanced Vocabulary:** Encountering new words in context enriches your vocabulary and improves your ability to understand and express

yourself in Spanish.

- **Increased Fluency:** Reading and translating regularly improves your fluency, allowing you to speak and write more naturally in Spanish.
- **Better Grammar Understanding:** Analyzing Spanish text and translating it into your native language helps you identify grammatical structures and understand how they work.
- **Improved Pronunciation:** Reading aloud and translating Spanish text enhances your pronunciation and intonation.

Reading Strategies for Spanish Learners

1. **Start with Accessible Texts:** Begin with texts that are slightly below your current level of comprehension. This will help you build confidence and avoid frustration.
2. **Use a Dictionary:** Keep a dictionary handy to look up unfamiliar words. Don't translate every word; focus on understanding the overall meaning of the text.
3. **Read Actively:** Highlight key words and phrases, underline important grammar structures, and make notes in the margins.
4. **Read Aloud:** Pronouncing Spanish words aloud improves your pronunciation and fluency.
5. **Summarize and Discuss:** After reading a text, summarize it in your own words and discuss it with a language partner or teacher.

Translation Techniques for Spanish Learners

1. **Understand the Source and Target Text:** Before translating, ensure you fully comprehend the original Spanish text and the intended

meaning you want to convey in the target language.


2. **Use a Bi-directional Dictionary:** A dictionary that provides translations in both directions can help you find the best equivalent words and phrases.
3. **Consider Context:** Translate sentences within the broader context of the text to ensure the translated text flows smoothly and conveys the correct meaning.
4. **Use Idiomatic Expressions:** Be mindful of cultural differences and use idiomatic expressions that sound natural in the target language.
5. **Get Feedback:** Ask a native speaker or experienced language learner to review your translations and provide feedback on accuracy and naturalness.

Tips for Effective Practice

- **Set Realistic Goals:** Start with small, manageable reading and translation sessions to avoid overwhelming yourself.
- **Establish a Regular Routine:** Dedicate specific time each day or week to reading and translation practice.
- **Find Interesting Material:** Choose texts that are relevant to your interests and level of comprehension.
- **Use Online Resources:** Utilize online dictionaries, translation tools, and language learning apps to supplement your practice.
- **Don't Be Afraid to Make Mistakes:** Practice is the key to improvement. Embrace mistakes as opportunities to learn.

Reading and translation practice are essential elements of effective Spanish language learning. By implementing the strategies and techniques outlined in this article, you can significantly improve your reading comprehension, vocabulary, fluency, grammar understanding, and pronunciation. Remember to be patient, consistent, and enjoy the process of learning Spanish.

Note: To enhance the learning experience, consider practicing reading and translation with a native speaker or experienced language learner. They can provide valuable feedback and help you accelerate your progress.

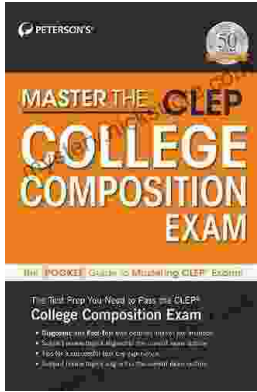


Practice Your Spanish! #2: Reading and translation practice for people learning Spanish (Spanish Practice)

★★★★★ 5 out of 5

Language : English
File size : 1299 KB
Text-to-Speech : Enabled
Screen Reader : Supported
Enhanced typesetting : Enabled
Print length : 20 pages
Lending : Enabled





Master the CLEP: Peterson's Ultimate Guide to Success

Are you ready to take your college education to the next level? If so, then you need to check out Peterson's Master the CLEP. This...



How To Bake In Unique Way: Unleash Your Culinary Creativity

Baking is an art form that transcends the creation of mere sustenance. It is a canvas upon which we can paint vibrant flavors, intricate textures, and edible masterpieces...