


Master Euro Nymphing: Tight Line and Mono Rig Techniques for Anglers

Euro nymphing is a highly effective technique for catching trout in rivers and streams. It involves using a weighted fly to sink below the surface and drift along the bottom, where trout feed.

There are two main types of Euro nymphing: tight line and mono rig. Tight line nymphing is the most common method, and it involves keeping a tight line between the rod tip and the fly. This allows the angler to feel every movement of the fly and detect even the slightest takes.



Contact Nymphing: Master Euro Nymphing, Tight-Line and the Mono Rig by David Martin

★★★★☆ 4.4 out of 5

Language : English
File size : 34906 KB
Text-to-Speech : Enabled
Screen Reader : Supported
Enhanced typesetting : Enabled
Word Wise : Enabled
Print length : 184 pages
Lending : Enabled



Mono rig nymphing is a variation of tight line nymphing that uses a long, thin monofilament line between the rod tip and the fly. This line is less visible to trout than a traditional fluorocarbon line, and it allows the fly to drift more naturally.

Tight Line Euro Nymphing

To set up for tight line Euro nymphing, you will need:

- A Euro nymphing rod
- A Euro nymphing reel
- A Euro nymphing line
- A weighted nymph
- A tippet
- A strike indicator

Once you have your gear assembled, you can follow these steps to fish the tight line Euro nymphing method:

1. Cast your fly upstream and allow it to sink to the bottom.
2. Keep a tight line between the rod tip and the fly.
3. Slowly drift the fly downstream while keeping the line tight.
4. Watch the strike indicator for any movement that indicates a fish has taken the fly.
5. Set the hook by lifting the rod tip quickly.

Mono Rig Euro Nymphing

To set up for mono rig Euro nymphing, you will need:

- A Euro nymphing rod
- A Euro nymphing reel

- A long, thin monofilament line
- A weighted nymph
- A tippet
- A strike indicator

Once you have your gear assembled, you can follow these steps to fish the mono rig Euro nymphing method:

1. Cast your fly upstream and allow it to sink to the bottom.
2. Keep a light tension on the line between the rod tip and the fly.
3. Slowly drift the fly downstream while keeping the line lightly tensioned.
4. Watch the strike indicator for any movement that indicates a fish has taken the fly.
5. Set the hook by lifting the rod tip quickly.

Tips for Euro Nymphing

Here are a few tips to help you succeed with Euro nymphing:


- Use a light tippet. A tippet size of 6X or 7X is ideal.
- Cast your fly upstream and allow it to sink to the bottom. Don't cast your fly directly at the fish.
- Keep a tight line between the rod tip and the fly. This will allow you to feel every movement of the fly.
- Drift the fly slowly downstream. The faster you drift the fly, the more likely it is to spook the fish.

- Be patient. Euro nymphing is a technique that takes time to master. Don't get discouraged if you don't catch fish right away.

Euro nymphing is a highly effective technique for catching trout in rivers and streams. By following the tips in this article, you can learn how to fish the tight line and mono rig methods and improve your chances of success on the water.

Tip: If you are having trouble detecting takes, try using a strike indicator. A strike indicator will help you to see when a fish has taken the fly, even if you don't feel it on the rod tip.

Note: Euro nymphing is a relatively new technique, and there is still some debate about the best way to fish it. The methods described in this article are just a starting point, and you may need to experiment to find what works best for you.

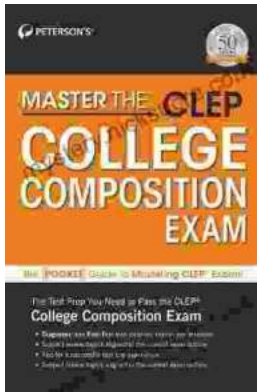


Contact Nymphing: Master Euro Nymphing, Tight-Line and the Mono Rig by David Martin

★★★★☆ 4.4 out of 5

Language : English
File size : 34906 KB
Text-to-Speech : Enabled
Screen Reader : Supported
Enhanced typesetting : Enabled
Word Wise : Enabled
Print length : 184 pages
Lending : Enabled





Master the CLEP: Peterson's Ultimate Guide to Success

Are you ready to take your college education to the next level? If so, then you need to check out Peterson's Master the CLEP. This...



How To Bake In Unique Way: Unleash Your Culinary Creativity

Baking is an art form that transcends the creation of mere sustenance. It is a canvas upon which we can paint vibrant flavors, intricate textures, and edible masterpieces...