


How to Crush Your Exams and Everything You Need to Know Before and During Law School

In this article, we will provide a comprehensive guide to help you succeed in law school. We will cover everything you need to know before you start law school, such as how to choose the right school and how to prepare for the LSAT. We will also provide tips on how to succeed in law school, such as how to study effectively, how to take notes, and how to participate in class. We will also provide information on how to find and secure legal employment after law school.

By following the advice in this article, you can increase your chances of success in law school and achieve your goals.

Before Law School

Before you start law school, there are a few things you should do to prepare.



Law School Study Secrets: How to Crush Your Exams and Everything You Need to Know Before and During Law School to be the Best in Your 1L Year

★★★★★ 5 out of 5

Language	: English
File size	: 433 KB
Text-to-Speech	: Enabled
Screen Reader	: Supported
Enhanced typesetting	: Enabled
Word Wise	: Enabled
Print length	: 47 pages
Lending	: Enabled



1. Choose the Right School

There are many different law schools out there, so it's important to do your research and choose the school that's right for you. Consider factors such as the school's location, size, reputation, and curriculum. You should also visit the school and talk to students and faculty to get a feel for the school's culture.

2. Prepare for the LSAT

The LSAT is a standardized test that all law school applicants must take. The LSAT is a challenging test, but it's not impossible to do well on it. With the right preparation, you can improve your LSAT score and increase your chances of getting into a top law school.

There are many different ways to prepare for the LSAT. You can take a prep course, study on your own, or use a combination of both methods. No matter which method you choose, the most important thing is to start preparing early and to be consistent with your studies.

3. Get Involved in Extracurricular Activities

Law schools are looking for students who are well-rounded and who have a commitment to service. By getting involved in extracurricular activities, you can demonstrate your leadership skills, your commitment to your community, and your passion for the law.

There are many different extracurricular activities that you can get involved in, such as student government, moot court, and law review. These activities can help you develop your legal skills, your leadership skills, and your network of contacts.

During Law School

Once you're in law school, there are a few things you can do to succeed.

1. Study Effectively

Law school is a lot of work, and it's important to study effectively if you want to succeed. There are many different ways to study effectively, so find a method that works for you and stick to it.

Some common study methods include:

- **Outlining** is a great way to organize your notes and to identify the key points in a case or statute.
- **Summarizing** is a good way to condense a large amount of information into a few key points.
- **Flashcards** can be a helpful way to memorize important information.
- **Practice questions** are a good way to test your understanding of the material and to identify areas where you need to improve.

No matter which study method you choose, the most important thing is to be consistent with your studies. Set aside a specific time each day to study, and stick to your schedule as much as possible.

2. Take Notes

Taking notes is an important part of law school. Good notes will help you to remember the material you're learning, and they will also provide you with a valuable resource for studying for exams.

There are many different ways to take notes, so find a method that works for you. Some common note-taking methods include:

- **The Cornell Method** is a popular note-taking method that involves dividing your notebook into three sections: notes, cues, and summary.
- **The Outline Method** is a good way to organize your notes and to identify the key points in a case or statute.
- **The Sketchnoting Method** is a creative way to take notes that incorporates drawings and diagrams.

No matter which note-taking method you choose, the most important thing is to be consistent with your note-taking. Take notes in every class, and review your notes regularly.

3. Participate in Class

Participating in class is a great way to learn the material and to demonstrate your understanding of the law. Law professors are always looking for students who are engaged in class and who are willing to participate in discussions.

There are many different ways to participate in class, such as asking questions, answering questions, and sharing your thoughts on the material.

No matter how you participate, the most important thing is to be prepared for class and to be respectful of your classmates and your professor.

4. Get Help When You Need It

Law school is a challenging experience, and it's important to get help when you need it. If you're struggling with a particular concept, don't be afraid to ask your professor or a classmate for help. There are also many different resources available to law students, such as tutoring, counseling, and writing centers.

Don't be afraid to use these resources if you need them. Law school is a lot easier when you have a support system in place.

After Law School

Once you've graduated from law school, you'll need to find a job. The job search can be a challenging process, but there are a few things you can do to increase your chances of success.

1. Network

Networking is one of the most important things you can do to find a job after law school. Attend career fairs, join professional organizations, and reach out to your friends, family, and former classmates. The more people you know, the more likely you are to find a job that's a good fit for you.

2. Tailor Your Resume and Cover Letter

Your resume and cover letter are two of the most important documents in your job search. Make sure they are tailored to each job you apply for.

Highlight your skills and experience, and explain why you're the best candidate for the job.

3. Practice Your Interview Skills

Interviewing is a skill that takes practice. The more you practice, the more confident you'll be when you're interviewing for jobs. There are many different ways to practice your interview skills, such as role-playing with a friend or family member, or taking a mock interview with a career counselor.

4. Be Persistent

The job search can be a long and frustrating process. Don't get discouraged if you don't get a job right away. Keep networking, applying for jobs, and practicing your interview skills. Eventually, you'll find a job that's a good fit for you.

Law school is a challenging experience, but it's also an incredibly rewarding one. With the right preparation and the right mindset, you can succeed in law school and achieve your goals.


By following the advice in this article, you can increase your chances of success in law school and achieve your goals.

Law School Study Secrets: How to Crush Your Exams and Everything You Need to Know Before and During Law School to be the Best in Your 1L Year

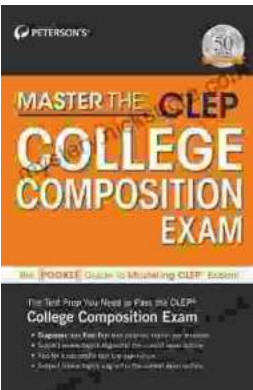
★★★★★ 5 out of 5

Language : English

File size : 433 KB



Text-to-Speech : Enabled
Screen Reader : Supported
Enhanced typesetting : Enabled
Word Wise : Enabled
Print length : 47 pages
Lending : Enabled



Master the CLEP: Peterson's Ultimate Guide to Success

Are you ready to take your college education to the next level? If so, then you need to check out Peterson's Master the CLEP. This...



How To Bake In Unique Way: Unleash Your Culinary Creativity

Baking is an art form that transcends the creation of mere sustenance. It is a canvas upon which we can paint vibrant flavors, intricate textures, and edible masterpieces...