


How to Become a Swimming Teacher: A Comprehensive Guide for Aspiring Educators

Swimming is an essential life skill that can provide countless benefits for individuals of all ages. As a swimming teacher, you have the opportunity to make a positive impact on the lives of others by teaching them the importance of water safety and the joy of swimming.

If you are passionate about swimming and enjoy working with children or adults, a career as a swimming teacher may be the perfect fit for you. This comprehensive guide will provide you with all the essential information and steps you need to embark on a rewarding career as a swimming teacher.



How To Be A Swimming Teacher: The Definitive Guide To Becoming A Successful Swimming Teacher

by Mark Young

★★★★☆ 4.4 out of 5

Language	: English
File size	: 3553 KB
Text-to-Speech	: Enabled
Screen Reader	: Supported
Enhanced typesetting	: Enabled
Word Wise	: Enabled
Print length	: 146 pages
Lending	: Enabled



Step 1: Determine Your Eligibility

To become a swimming teacher, you will typically need to meet the following eligibility requirements:

- Be at least 16 years of age.
- Have strong swimming skills and be able to demonstrate all four competitive swimming strokes (front crawl, backstroke, breaststroke, and butterfly).
- Be able to pass a background check.
- Be able to work effectively with children or adults.
- Be able to work in a physically demanding environment.

Step 2: Get Certified

Once you have determined that you meet the eligibility requirements, you will need to get certified as a swimming teacher. There are a number of different organizations that offer swimming teacher certification programs. Some of the most popular organizations include:

- American Red Cross
- YMCA
- Boys & Girls Clubs of America
- National Swimming Pool Foundation

The certification process typically involves completing a training course and passing a written exam. The training course will cover a variety of topics, including:

- Water safety and rescue techniques
- Teaching methods and curriculum development
- Child psychology and behavior management
- First aid and CPR

Step 3: Gain Experience

Once you have been certified, you will need to gain experience teaching swimming lessons. You can do this by volunteering at a local pool or YMCA, or by working as an assistant to an experienced swimming teacher.

Gaining experience will allow you to practice your teaching skills and develop your own teaching style. It will also give you the opportunity to learn from other swimming teachers and get feedback on your teaching.

Step 4: Market Yourself

Once you have gained some experience, you can start to market yourself as a swimming teacher. You can do this by creating a website, placing ads in local newspapers or magazines, or networking with other swimming teachers and pool owners.

When marketing yourself, be sure to highlight your qualifications and experience. You should also be able to clearly articulate your teaching philosophy and how you can benefit potential clients.

Step 5: Continue Your Education


As a swimming teacher, it is important to continue your education and stay up-to-date on the latest teaching methods and techniques. You can do this

by attending workshops and conferences, reading books and articles, and networking with other swimming teachers.

Continuing your education will help you to stay competitive in the field and provide your clients with the best possible instruction.

Becoming a swimming teacher is a rewarding career that can provide you with the opportunity to make a positive impact on the lives of others. By following the steps outlined in this guide, you can increase your chances of success in this field.

If you are passionate about swimming and enjoy working with children or adults, a career as a swimming teacher may be the perfect fit for you.



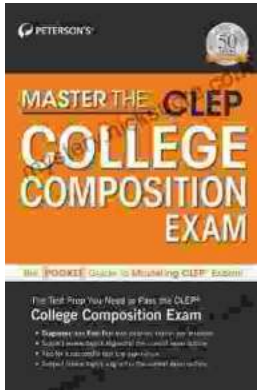
How To Be A Swimming Teacher: The Definitive Guide To Becoming A Successful Swimming Teacher

by Mark Young

★★★★☆ 4.4 out of 5

Language : English
File size : 3553 KB
Text-to-Speech : Enabled
Screen Reader : Supported
Enhanced typesetting : Enabled
Word Wise : Enabled
Print length : 146 pages
Lending : Enabled





Master the CLEP: Peterson's Ultimate Guide to Success

Are you ready to take your college education to the next level? If so, then you need to check out Peterson's Master the CLEP. This...



How To Bake In Unique Way: Unleash Your Culinary Creativity

Baking is an art form that transcends the creation of mere sustenance. It is a canvas upon which we can paint vibrant flavors, intricate textures, and edible masterpieces...