


French Leader Fishing for Trout: A Comprehensive Guide

French leader fishing is a specialized technique for catching trout in clear, fast-moving water. It is a highly effective method, and it can be used to catch trout of all sizes. In this article, we will provide a detailed overview of the technique, including the equipment needed, how to tie a French leader, and tips for fishing with it.



Nymphing – the New Way: French leader fishing for trout

★★★★☆ 4.4 out of 5

Language : English
File size : 19082 KB
Text-to-Speech : Enabled
Screen Reader : Supported
Enhanced typesetting: Enabled
Word Wise : Enabled
Print length : 165 pages



Equipment Needed

- Fly rod: A 9-foot, 5-weight fly rod is a good all-around choice for French leader fishing.
- Fly reel: A simple, single-action fly reel is all that is needed.
- Fly line: A weight-forward floating fly line is a good choice for French leader fishing.

- **Leader:** A French leader is a tapered leader that is typically 9-12 feet long. It is made up of three sections: a butt section, a mid section, and a tippet section. The butt section is the thickest section of the leader, and it is used to connect the fly line to the mid section. The mid section is the middle section of the leader, and it is used to connect the butt section to the tippet section. The tippet section is the thinnest section of the leader, and it is used to connect the fly to the mid section.
- **Flies:** A variety of flies can be used with French leader fishing, but some of the most popular include nymphs, dry flies, and streamers.

How to Tie a French Leader


1. Start by attaching a 3-foot section of 20-pound monofilament to the end of your fly line. This will be the butt section of your leader.
2. Next, attach a 6-foot section of 15-pound monofilament to the end of the butt section. This will be the mid section of your leader.
3. Finally, attach a 3-foot section of 10-pound fluorocarbon to the end of the mid section. This will be the tippet section of your leader.
4. To finish, tie a fly to the end of the tippet section.

Tips for Fishing with a French Leader

- French leader fishing is best suited for clear, fast-moving water.
- Cast your fly upstream and allow it to drift downstream with the current.
- Keep your fly close to the bottom of the river.
- Be patient and wait for the trout to strike.

- French leader fishing can be a very effective technique for catching trout, but it takes practice to master.

French leader fishing is a specialized technique for catching trout in clear, fast-moving water. It is a highly effective method, and it can be used to catch trout of all sizes. In this article, we have provided a detailed overview of the technique, including the equipment needed, how to tie a French leader, and tips for fishing with it. With practice, you can master this technique and catch more trout.

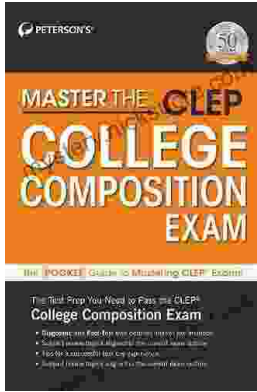


Nymphing – the New Way: French leader fishing for trout

★★★★☆ 4.4 out of 5

Language : English
File size : 19082 KB
Text-to-Speech : Enabled
Screen Reader : Supported
Enhanced typesetting : Enabled
Word Wise : Enabled
Print length : 165 pages





Master the CLEP: Peterson's Ultimate Guide to Success

Are you ready to take your college education to the next level? If so, then you need to check out Peterson's Master the CLEP. This...



How To Bake In Unique Way: Unleash Your Culinary Creativity

Baking is an art form that transcends the creation of mere sustenance. It is a canvas upon which we can paint vibrant flavors, intricate textures, and edible masterpieces...