


Fiberglass Boat Repairs Illustrated: A Comprehensive Guide to Repairing Fiberglass Boats

Fiberglass boats are popular choices for boaters due to their strength, durability, and relatively low maintenance requirements. However, even the most well-maintained fiberglass boat can eventually sustain damage. When this happens, it is important to know how to repair the damage properly in order to maintain the boat's integrity and safety.



Fiberglass Boat Repairs Illustrated by Roger Marshall

★★★★☆ 4.6 out of 5

Language : English
File size : 15296 KB
Text-to-Speech : Enabled
Screen Reader : Supported
Enhanced typesetting : Enabled
Word Wise : Enabled
Print length : 192 pages



This article will provide a comprehensive guide to repairing fiberglass boats, including detailed instructions and illustrations. We will cover everything from small repairs to major damage, so that you can be confident in your ability to keep your boat in top condition.

Tools and Materials

Before you begin any fiberglass boat repair, it is important to gather the necessary tools and materials. These include:

* Fiberglass repair kit * Sandpaper * Acetone * Mixing cups and sticks *
Gloves * Safety glasses * Respirator

You may also need additional tools and materials depending on the specific repair you are performing.

Safety Precautions

It is important to take safety precautions when working with fiberglass. Fiberglass dust and fumes can be harmful to your health, so it is important to wear gloves, safety glasses, and a respirator. You should also work in a well-ventilated area.

Small Repairs

Small repairs, such as cracks, chips, and scratches, can be easily repaired using a fiberglass repair kit. These kits typically include everything you need to make the repair, including fiberglass resin, hardener, and fiberglass cloth.

To repair a small crack, simply clean the area around the crack with acetone and sand it lightly. Then, mix the fiberglass resin and hardener according to the manufacturer's instructions and apply it to the crack. Use a fiberglass cloth to reinforce the repair.

To repair a chip or scratch, simply clean the area with acetone and sand it lightly. Then, apply a small amount of fiberglass resin to the area and smooth it out with a putty knife.

Major Damage

Major damage, such as holes or punctures, requires a more extensive repair. To repair a hole, you will need to cut out the damaged area and replace it with a new piece of fiberglass.

To do this, first clean the area around the hole and sand it lightly. Then, use a jigsaw to cut out the damaged area. Be sure to cut the hole slightly larger than the actual damage to allow for overlap.

Next, cut a piece of fiberglass cloth to the size of the hole. Apply a layer of fiberglass resin to the area around the hole and place the fiberglass cloth over the hole. Smooth out the fiberglass cloth with a putty knife and apply another layer of fiberglass resin.

Once the fiberglass resin has cured, you can sand the area smooth and paint it to match the rest of the boat.

Boat Maintenance


To keep your fiberglass boat in good condition, it is important to perform regular maintenance. This includes:

- * Washing the boat regularly with soap and water
- * Waxing the boat to protect it from the elements
- * Inspecting the boat for any damage
- * Repairing any damage promptly

By following these simple maintenance tips, you can help to extend the life of your fiberglass boat and keep it looking its best.

Fiberglass boat repairs can be a daunting task, but with the right tools and materials, it is possible to make repairs that are both strong and durable.

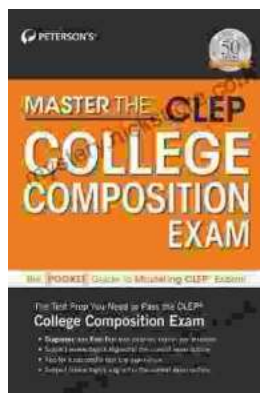
By following the instructions in this article, you can be confident in your ability to keep your fiberglass boat in top condition.



Fiberglass Boat Repairs Illustrated by Roger Marshall

★★★★☆ 4.6 out of 5

Language : English
File size : 15296 KB
Text-to-Speech : Enabled
Screen Reader : Supported
Enhanced typesetting : Enabled
Word Wise : Enabled
Print length : 192 pages



Master the CLEP: Peterson's Ultimate Guide to Success

Are you ready to take your college education to the next level? If so, then you need to check out Peterson's Master the CLEP. This...



How To Bake In Unique Way: Unleash Your Culinary Creativity

Baking is an art form that transcends the creation of mere sustenance. It is a canvas upon which we can paint vibrant flavors, intricate textures, and edible masterpieces...

