


Coastal and Offshore Fishing: Essential Gear and Tactics for Anglers

The vast expanse of coastal and offshore waters offers a thrilling and rewarding experience for anglers of all levels. However, navigating these environments requires the right gear and a deep understanding of effective tactics. In this comprehensive guide, we will delve into the essential gear and tactics you need to master for successful coastal and offshore fishing expeditions.

Coastal waters, extending from the shoreline to a depth of approximately 100 feet, provide a rich habitat for a variety of fish species. Targeting these fish requires specialized gear and techniques.

Rods and Reels:



Rough Weather Seamanship for Sail and Power: Design, Gear, and Tactics for Coastal and Offshore Waters by Roger Marshall

★★★★☆ 4.9 out of 5

Language : English
File size : 91120 KB
Text-to-Speech : Enabled
Screen Reader : Supported
Enhanced typesetting : Enabled
Word Wise : Enabled
Print length : 304 pages



- Light to medium-weight spinning rods (6-7 feet) for casting lures and bait
- Baitcasting rods (6-7 feet) for heavier lures and live bait
- Spinning reels or baitcasting reels (2500-4000 series) with smooth drag systems

Lures and Bait:

- Topwater lures (poppers, pencil baits) for surface-dwelling species
- Shallow-diving lures (crankbaits, jerkbaits) for fish suspended in the mid-water column
- Live bait (shrimp, minnows, crabs) for targeting bottom-feeding species

Terminal Tackle:

- Monofilament or fluorocarbon line (8-12 lb test)
- Light-wire hooks (size #4-#10)
- Barrel swivels to prevent line twist
- Split-shot weights for adjusting lure depth

Casting Techniques:

- Use short, accurate casts to target specific areas
- Vary retrieval speeds to entice different fish species
- Experiment with different lure presentations (jerk, twitch, pause)

Trolling Techniques:

- Troll lures or live bait behind a boat moving at 1-3 knots
- Use downriggers to position lures at specific depths
- Employ planer boards to spread lures laterally

Jigging Techniques:

- Drop jigs vertically to the bottom and retrieve with a jerking motion
- Target bottom-dwelling fish such as flounder, sea bass, and snapper

Offshore waters, extending beyond 100 feet, offer the opportunity to encounter a wide range of pelagic (open-water) and bottom-dwelling species. Specialized gear and advanced tactics are essential for success in this environment.

Rods and Reels:

- Medium to heavy-weight spinning or casting rods (7-8 feet) for casting lures and live bait
- Trolling rods (6-8 feet) for deep-diving lures
- Large spinning reels (6000-8000 series) or baitcasting reels (4000-6000 series) with powerful drag systems

Lures and Bait:

- Deep-diving lures (minnows, plugs) for targeting pelagic species

- Trolling lures (skirts, feathers, spreader bars) for attracting large game fish
- Live bait (bonito, mackerel, squid) for targeting tuna, marlin, and other predators

Terminal Tackle:

- Braided line (30-80 lb test) for strength and durability
- Heavy-duty hooks (size #2/0-#8/0)
- Ball-bearing swivels to prevent line breakage
- Large split-ring weights for holding lures in strong currents

Trolling Techniques:

- Troll lures or live bait behind a boat moving at 4-8 knots
- Use outriggers or downriggers to position lures at various depths
- Vary lure colors and sizes to match the target species

Drifting Techniques:

- Drop a bait or lure to the bottom and allow it to drift with the current
- Target bottom-dwelling species such as snapper, grouper, and tilefish
- Use a drift sock or sea anchor to control the boat's drift speed

Jigging Techniques:


- Drop jigs vertically to the bottom and retrieve with a fast, erratic motion

- Target deep-water species such as tuna, amberjack, and wahoo
- Use heavy jigs (2-8 ounces) to reach depths of 100 feet or more

Coastal and offshore fishing can be inherently dangerous. It is essential to prioritize safety by following these guidelines:

- Always wear a personal flotation device (PFD)
- Check the weather forecast before heading out
- Carry a marine radio and GPS for communication and navigation
- Let someone know your fishing plans and expected return time
- Respect the power of the ocean and be aware of changing conditions
- Use caution when handling fish with sharp teeth or spines

With the right gear and tactics, coastal and offshore fishing can offer anglers unforgettable experiences. By carefully selecting your equipment, mastering effective techniques, and adhering to safety protocols, you can increase your chances of success and create lasting memories on the water. Remember, the pursuit of fishing is not only about catching fish but also about connecting with the beauty and power of the marine environment.



Rough Weather Seamanship for Sail and Power: Design, Gear, and Tactics for Coastal and Offshore

Waters by Roger Marshall

★★★★☆ 4.9 out of 5

Language : English

File size : 91120 KB


Text-to-Speech : Enabled

Screen Reader : Supported

Enhanced typesetting : Enabled
Word Wise : Enabled
Print length : 304 pages

FREE

DOWNLOAD E-BOOK



Master the CLEP: Peterson's Ultimate Guide to Success

Are you ready to take your college education to the next level? If so, then you need to check out Peterson's Master the CLEP. This...



How To Bake In Unique Way: Unleash Your Culinary Creativity

Baking is an art form that transcends the creation of mere sustenance. It is a canvas upon which we can paint vibrant flavors, intricate textures, and edible masterpieces...